

2014		very good / foarte bine	good / bine	satisfactory / satisfactor	poor / insuficient
Organisation Organizare	Support / Asistența	93 %	5 %	2 %	
	Class rooms / Workshop	89 %	11 %		
	Technical facilities / Facilități	85 %	13 %	1 %	1 %
	Average / Medie	89 %	9.66 %	1 %	0.33 %
Course documents Documentatie curs	Completeness / Completă	85 %	14 %	1 %	
	Up-to-date / La zi	89 %	10 %	1 %	
	Design / Aranjare	83 %	16 %	1 %	
	Average / Medie	85.66 %	13.33 %	1 %	0 %
Contents Continut curs	Up-to-date / La zi	91 %	7 %	2 %	
	Topics selected / Subiecte alese	91 %	7 %	2 %	
	Technical usefulness / Utilitate tehnica	89 %	10 %		1 %
	Average / Medie	90.33 %	8 %	1.33 %	0.33 %
Trainers	Presentation/Practical exercises	91 %	8 %	1 %	
	Specialist knowledge / Cunoștiințe	95 %	5 %		
	Practical relevance / Relevanta practica	93 %	6 %	1 %	
	Average / Medie	93 %	6.33 %	0.66 %	0 %

2015		very good / foarte bine	good / bine	satisfactory / satisfactor	poor / insuficient
Organisation Organizare	Support / Asistența	93 %	6 %	1 %	
	Class rooms / Workshop	90 %	8 %	1 %	1 %
	Technical facilities / Facilități	88 %	9 %	2 %	1 %
	Average / Medie	90.33 %	7.66 %	1.33 %	0.66 %
Course documents Documentatie curs	Completeness / Completă	92 %	6 %	1 %	1 %
	Up-to-date / La zi	91 %	7 %	1 %	1 %
	Design / Aranjare	89 %	8 %	2 %	1 %
	Average / Medie	90.66 %	7 %	1.33 %	1 %
Contents Continut curs	Up-to-date / La zi	91 %	8 %	1 %	
	Topics selected / Subiecte alese	92 %	7 %	1 %	
	Technical usefulness / Utilitate tehnica	93 %	6 %	1 %	
	Average / Medie	92 %	7 %	1 %	0 %
Trainers	Presentation/Practical exercises	95 %	4 %		1 %
	Specialist knowledge / Cunoștiințe	97 %	3 %		
	Practical relevance / Relevanta practica	95 %	4 %		1 %
	Average / Medie	95.66 %	3.66 %	0 %	0.66 %

2016		very good / foarte bine	good / bine	satisfactory / satisfactor	poor / insuficient
Organisation Organizare	Support / Asistența	92%	7%	1%	
	Class rooms / Workshop	91%	7%	1%	1%
	Technical facilities / Facilități	90%	9%	1%	
	Average / Medie	91 %	7.66 %	1 %	0.33 %
Course documents Documentatie curs	Completeness / Completă	93%	7%		1%
	Up-to-date / La zi	92%	6%	1%	1%
	Design / Aranjare	91%	7%	1%	1%
	Average / Medie	92 %	6.66 %	0.66 %	1 %
Contents Continut curs	Up-to-date / La zi	92%	6%	1%	1%
	Topics selected / Subiecte alese	92%	7%	1%	1%
	Technical usefulness / Utilitate tehnica	93%	6%	1%	
	Average / Medie	92.33 %	6.33 %	1 %	0.66 %
Trainers	Presentation/Practical exercises	94%	5%	1%	
	Specialist knowledge / Cunoștiințe	95%	4%	1%	
	Practical relevance / Relevanta practica	95%	4%	1%	
	Average / Medie	94.66 %	4.33 %	1 %	0 %

2017		very good / foarte bine	good / bine	satisfactory / satisfactor	poor / insuficient
Organisation Organizare	Support / Asistența	95%	4%	1%	
	Class rooms / Workshop	93%	5%	1%	1%
	Technical facilities / Facilități	94%	5%	1%	
	Average / Medie	94 %	4.66 %	1 %	0.33 %
Course documents Documentatie curs	Completeness / Completă	95%	4%	1%	
	Up-to-date / La zi	95%	4%	1%	
	Design / Aranjare	94%	5%	1%	
	Average / Medie	94.66 %	4.33 %	1 %	0 %
Contents Continut curs	Up-to-date / La zi	94%	5%	1%	
	Topics selected / Subiecte alese	95%	4%	1%	
	Technical usefulness / Utilitate tehnica	95%	4%	1%	
	Average / Medie	94.66 %	4.33 %	1 %	0 %
Trainers	Presentation/Practical exercises	96%	3%	1%	
	Specialist knowledge / Cunoștiințe	96%	3%	1%	
	Practical relevance / Relevanta practica	96%	3%	1%	
	Average / Medie	96 %	3 %	1 %	0 %

2018		very good / foarte bine	good / bine	satisfactory / satisfactor	poor / insuficient
Organisation Organizare	Support / Asistența	96%	3%	1%	
	Class rooms / Workshop	96%	3%	1%	
	Technical facilities / Facilități	96%	3%	1%	
	Average / Medie	96 %	3 %	1 %	0 %
Course documents Documentatie curs	Completeness / Completă	96%	3%	1%	
	Up-to-date / La zi	96%	3%	1%	
	Design / Aranjare	96%	3%	1%	
	Average / Medie	96 %	3 %	1 %	0 %
Contents Continut curs	Up-to-date / La zi	96%	3%	1%	
	Topics selected / Subiecte alese	97%	2%	1%	
	Technical usefulness / Utilitate tehnica	96%	3%	1%	
	Average / Medie	96.33 %	2.66 %	1 %	0 %
Trainers	Presentation/Practical exercises	97%	2%	1%	
	Specialist knowledge / Cunoștiințe	97%	2%	1%	
	Practical relevance / Relevanta practica	97%	2%	1%	
	Average / Medie	97 %	2 %	1 %	0 %

2019		very good / foarte bine	good / bine	satisfactory / satisfactor	poor / insuficient
Organisation Organizare	Support / Asistența	97%	3%	0%	
	Class rooms / Workshop	97%	3%	0%	
	Technical facilities / Facilități	97%	2%	1%	
	Average / Medie	97 %	2.66 %	0.33 %	0 %
Course documents Documentatie curs	Completeness / Completă	97%	3%	0%	
	Up-to-date / La zi	97%	3%	0%	
	Design / Aranjare	97%	3%	0%	
	Average / Medie	97 %	3 %	0 %	0 %
Contents Continut curs	Up-to-date / La zi	96%	4%	0%	
	Topics selected / Subiecte alese	96%	3%	1%	
	Technical usefulness / Utilitate tehnica	96%	3%	1%	
	Average / Medie	96 %	3.33 %	0.66 %	0 %
Trainers	Presentation/Practical exercises	97%	2%	1%	
	Specialist knowledge / Cunoștiințe	98%	2%	0%	
	Practical relevance / Relevanta practica	97%	2%	1%	
	Average / Medie	97.33 %	2 %	0.66 %	0 %

2020		very good / foarte bine	good / bine	satisfactory / satisfactor	poor / insuficient
Organisation Organizare	Support / Asistența	97%	3%	0%	
	Class rooms / Workshop	97%	3%	0%	
	Technical facilities / Facilități	97%	3%	0%	
	Average / Medie	97 %	3 %	0 %	0 %
Course documents Documentatie curs	Completeness / Completă	97%	3%	0%	
	Up-to-date / La zi	97%	3%	0%	
	Design / Aranjare	97%	3%	0%	
	Average / Medie	97 %	3 %	0 %	0 %
Contents Continut curs	Up-to-date / La zi	97%	3%	0%	
	Topics selected / Subiecte alese	97%	3%	0%	
	Technical usefulness / Utilitate tehnica	97%	3%	0%	
	Average / Medie	97 %	3 %	0 %	0 %
Trainers	Presentation/Practical exercises	98%	2%	0%	
	Specialist knowledge / Cunoștiințe	98%	2%	0%	
	Practical relevance / Relevanta practica	98%	2%	0%	
	Average / Medie	98 %	2 %	0 %	0 %

2021	1	2	3	4	5
Received information Informatiile primite		0%	0%	5%	95%
Organization of the training center Organizarea centrului de training		0%	0%	5%	95%
Communication with RESS staff Comunicarea cu personalul RESS		0%	0%	4%	96%
Training dynamics Dinamica cursului		0%	0%	4%	96%
Interaction with trainers Interactiunea trainerului		0%	0%	4%	96%
The quality of the teaching materials Calitatea materialelor de predare		0%	0%	5%	95%

2022	1	2	3	4	5
Received information Informatiile primite		0%	0%	3%	97%
Organization of the training center Organizarea centrului de training		0%	1%	3%	96%
Communication with RESS staff Comunicarea cu personalul RESS		0%	0%	2%	98%
Training dynamics Dinamica cursului		0%	0%	2%	98%
Interaction with trainers Interactiunea trainerului		0%	0%	2%	98%
The quality of the teaching materials Calitatea materialelor de predare		0%	1%	2%	97%

2023	1	2	3	4	5
Received information Informatiile primite	0%	0%	1%	2%	97%
Organization of the training center Organizarea centrului de training	0%	0%	1%	3%	96%
Communication with RESS staff Comunicarea cu personalul RESS	0%	0%	0%	2%	98%
Training dynamics Dinamica cursului	0%	0%	0%	2%	98%
Interaction with trainers Interactiunea trainerului	0%	0%	0%	1%	99%
The quality of the teaching materials Calitatea materialelor de predare	0%	0%	0%	2%	98%

Total number of participants between 2014 – 2023 – GWO Basic Safety Trainings

Year	Module											
	FA	FAR	WAH	WAHR	FAW	FAWR	MH	MHR	WAH-MH	WAHR-MHR	SS	SSR
2014	114	2	138	2	178		66					
2015	226	51	251	52	215		259					
2016	286	102	268	135	242	90	256	70				
2017	327	122	367	142	327	109	305	115				
2018	305	148	297	214	296	161	272	145				
2019	294	169	292	218	308	164	283	163			57	
2020	280	173	283	200	255	167	292	131			47	
2021	240	212	286	223	218	216	216	206			151	15
2022	411	177	474	191	401	166	407	178			149	10
2023	276	225	128	106	275	223	124	41	175	190	76	18
Total trainees	2759	1381	2784	1483	2715	1296	2480	1049	175	190	480	43

Total number of participants between 2019 – 2023 – GWO Basic Technical Trainings

Year	Module				
	BTTM	BTTE	BTTH	BTTI	BTTB
2019	66	38	36	64	
2020	96	35	33	96	
2021	137	39	63	112	
2022	174	175	81	147	
2023	77	98	42	42	4
Total trainees	550	385	255	461	4

Total number of participants between 2014 – 2023 – other GWO Trainings

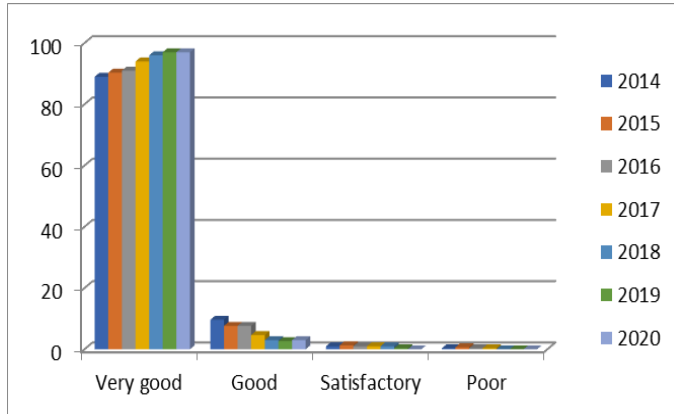
Year	Module											
	EFA	ART-H	ART-N	SART-H	SART-N	ART-HR	ART-NR	SLS	BR	BASC	ES	PFS
2020		63	63	62	62			21				
2021		128	118	139	118			12				
2022	4	39	30	27	13	3	3	20	4			
2023	8	65	43	44	38	38	15	31	14	3	3	3
Total trainees	12	295	254	272	231	41	18	84	18	3	3	3

Total number of participants 2022-2023– Romanian Qualification

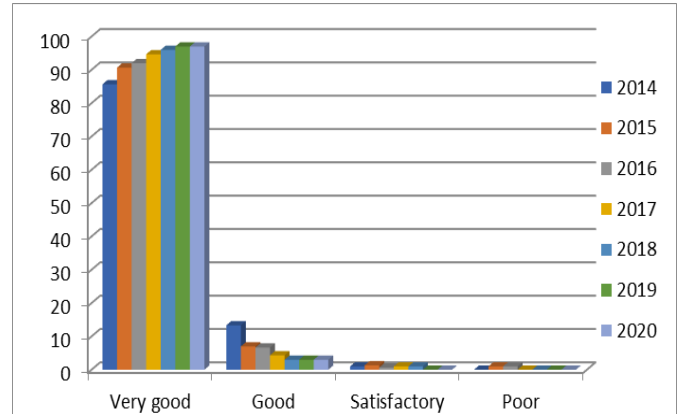
- **Photovoltaic panels installer: 235 certificates**

Feedback between 2014 – 2020

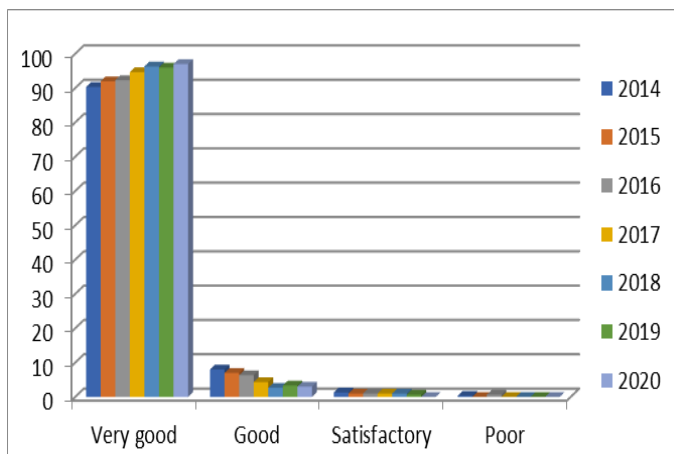
Organisation



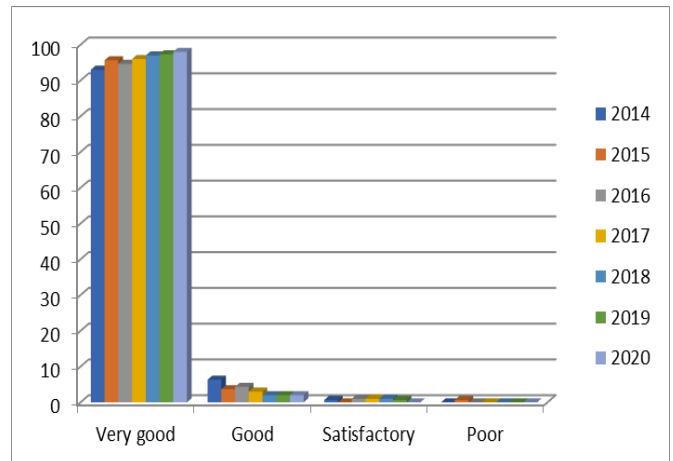
Course documents



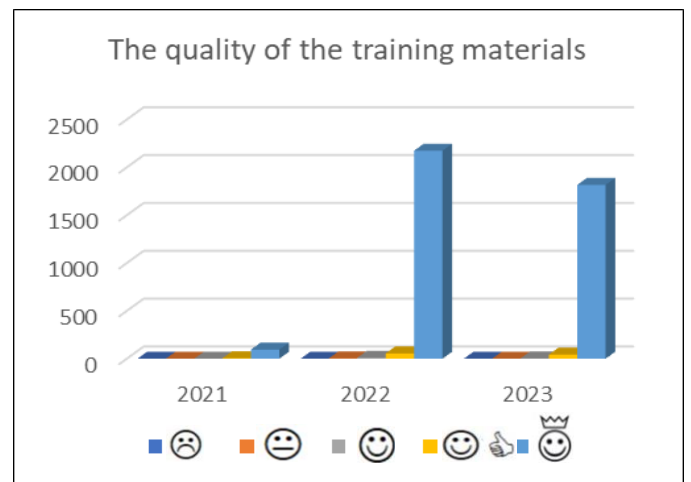
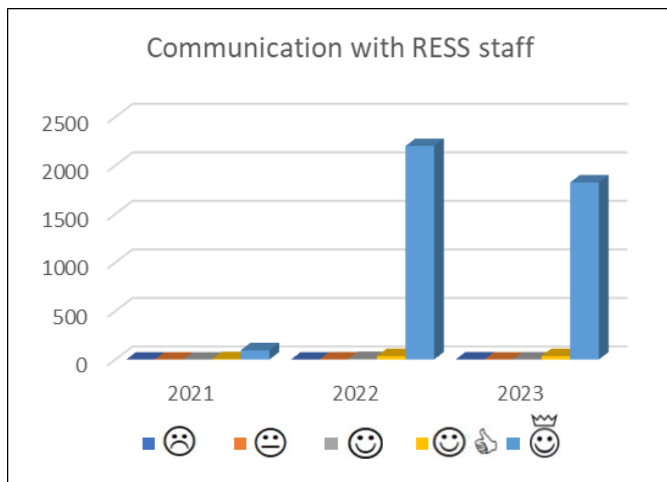
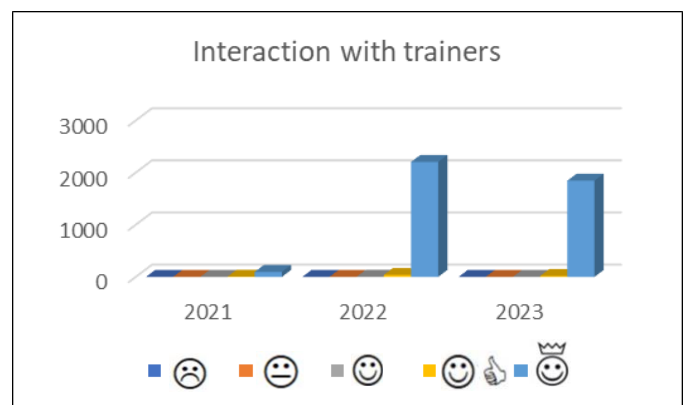
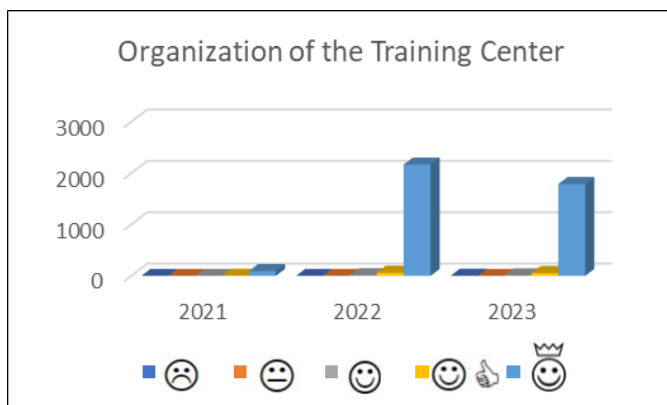
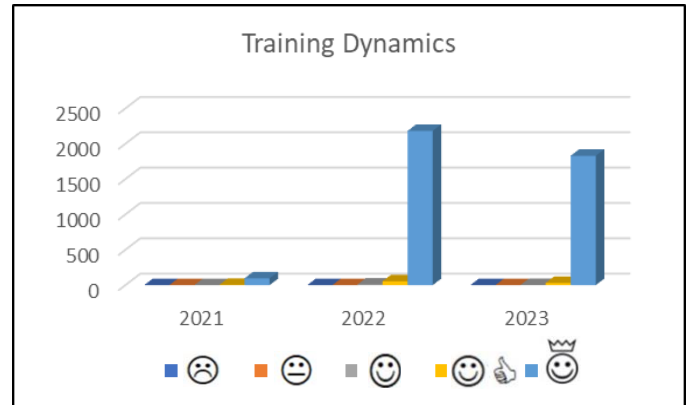
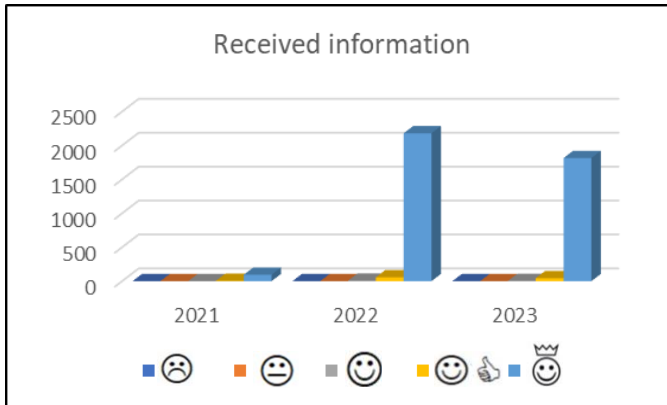
Contents



Trainers



Feedback starting 2021



Breakdown of issued certificates

